

# TEAM AIR

Family





# Team Air

The All-Rounder



135kg 160kg



WARRANTY MAX USER MAX USER ANY FABRIC CS-XPRESS

## Overview

Australasia's best selling ergonomic office chair - offers high-quality functional support at a competitive price. Its breathable mesh back, and generous seat, can accommodate body types of all shapes and sizes for a comfortable and productive work experience. Designed to perform well in the toughest environments.

It serves as the ideal canvas for customisation, upholstered locally in your preferred fabric allowing you to make it uniquely yours.

## Features

- Four ergonomic adjustments; Seat height, seat angle, lumbar height, and back angle.
- Encouraging great posture with a height-adjustable padded lumbar support.
- Comfortable and long-lasting seat foam made by ChairSolutions.

## The Range



Team Air 135\*



Team Air 160\*



Team Air 135 Drafter



Team Sync



Team Air Seat Slide



Optional Headrest



# Team Air 135

## Dimensions (mm)

| Overall Height | Overall Width | Overall Depth |
|----------------|---------------|---------------|
| 920 to 1030    | 700           | 700           |

| Back Height from Seat | Seat Height | Seat Width | Seat Depth |
|-----------------------|-------------|------------|------------|
| 500                   | 440 to 550  | 490        | 465        |



**FSC**



WARRANTY

**135 kg**

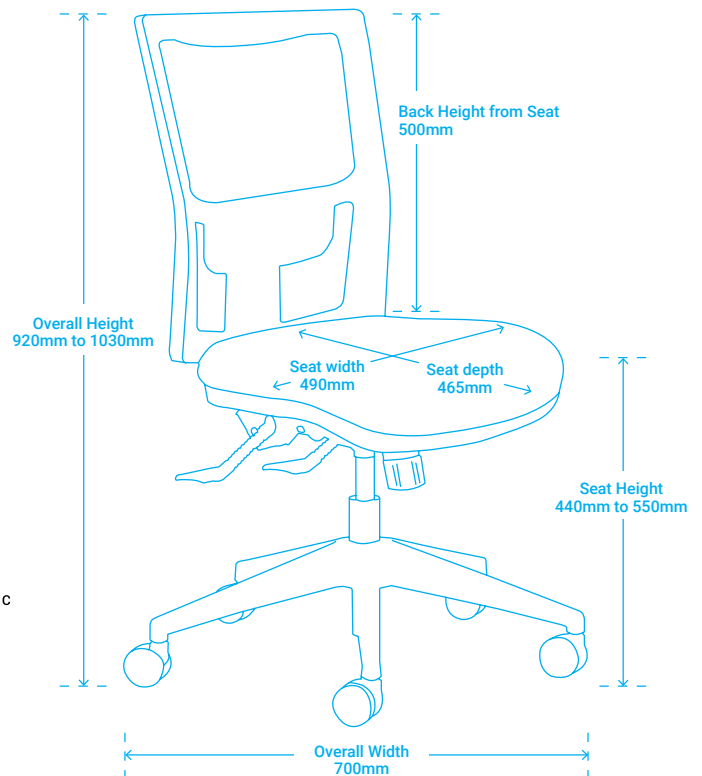
MAX USER



ANY FABRIC



Available



### Ventilated Black Mesh with Padded Lumbar Support

Provides breathable cooling comfort for long working hours and encourages great posture

### 4 Adjustable Features

Including seat height, seat tilt, back tilt, and a height adjustable padded lumbar support

### 3 Lever Heavy Duty Mechanism

Providing fully ergonomic support for multiple types of users

### Certified to AFRDI 142

135kg single shift - static load tested to 410kg

### Optional Adjustable Arms

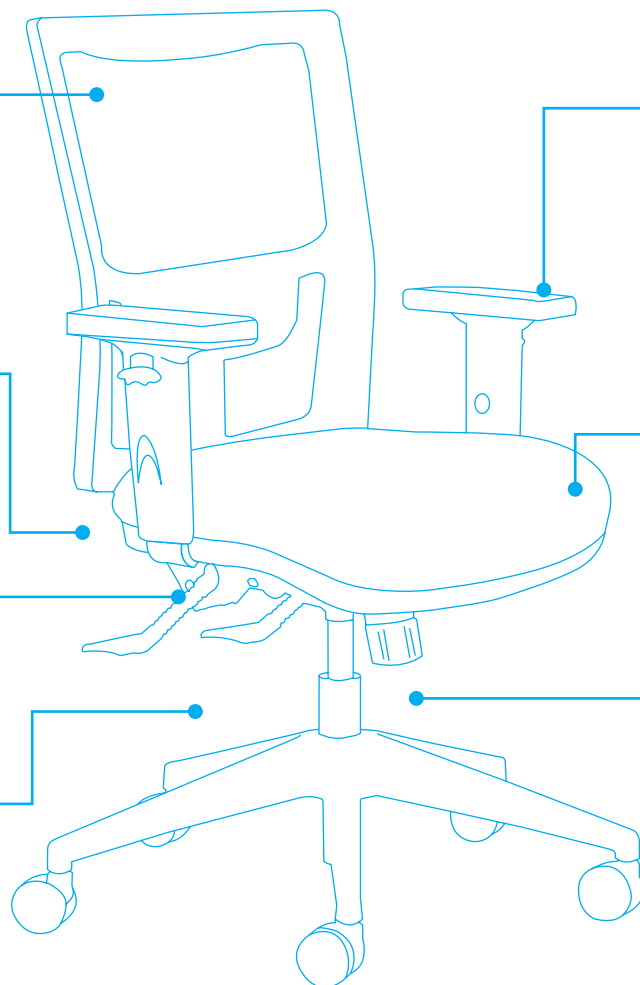
Height adjustable arms with soft touch arm pad, ensuring forearms are supported in the best ergonomic position

### Locally Made Moulded Foam

To ensure comfort and durability with antimicrobial and antibacterial properties

### Heavy Duty Components

Built for strength and reliability



# Team Air 160

## Dimensions (mm)

| Overall Height | Overall Width | Overall Depth |
|----------------|---------------|---------------|
| 960 to 1080    | 700           | 700           |

| Back Height from Seat | Seat Height | Seat Width | Seat Depth |
|-----------------------|-------------|------------|------------|
| 500                   | 460 to 580  | 520        | 490        |



**FSC**



WARRANTY

**160 kg**

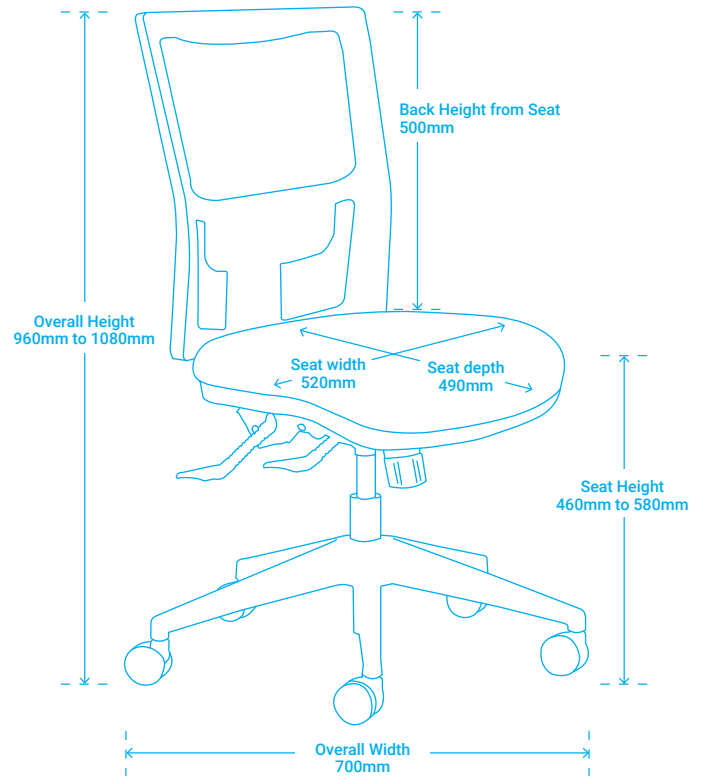
MAX USER



ANY FABRIC



Available



### Ventilated Black Mesh with Padded Lumbar Support

Provides breathable cooling comfort for long working hours and encourages great posture

### 4 Adjustable Features

Including seat height, seat tilt, back tilt, and a height adjustable padded lumbar support

### 3 Lever Extra Heavy Duty Mechanism

Providing fully ergonomic support for multiple types of users

### Certified to AFRDI 142

160kg multishift - static load tested to 490kg

### Optional Adjustable Arms

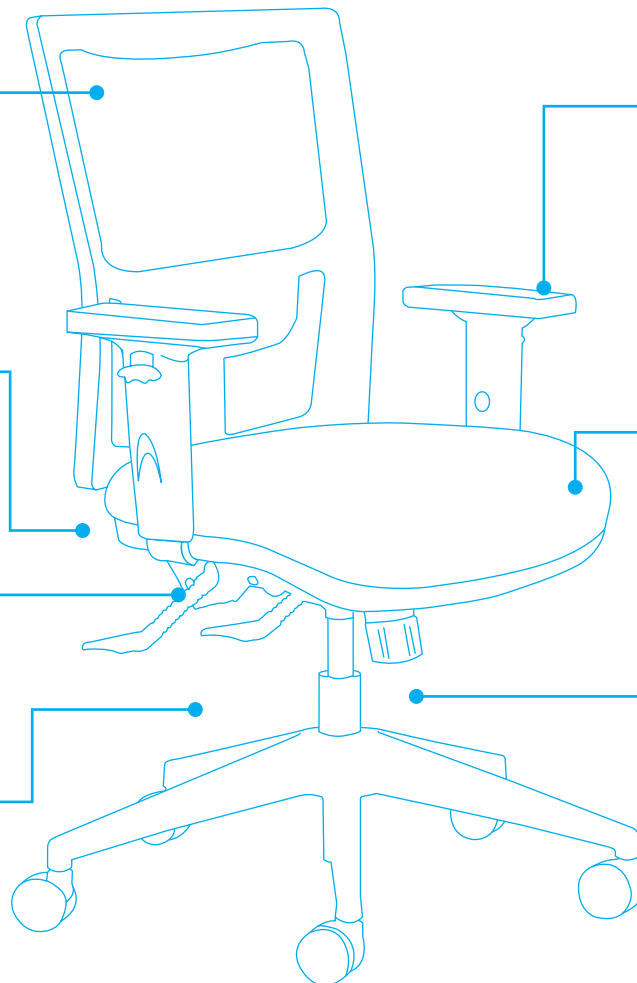
Height adjustable arms with soft touch arm pad, ensuring forearms are supported in the best ergonomic position

### Large Comfortable Seat

Comfortable and long-lasting large seat foam with height adjustable padded lumbar support

### Super Heavy Duty Components

Built for strength and durability

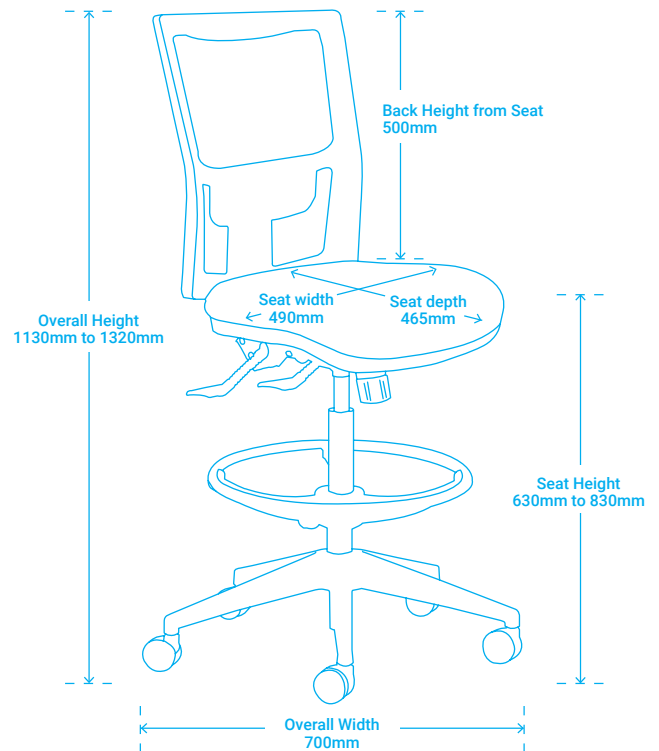


# Team Air 135 Drafter

## Dimensions (mm)

| Overall Height | Overall Width | Overall Depth |
|----------------|---------------|---------------|
| 1130 to 1320   | 700           | 700           |

| Back Height from Seat | Seat Height | Seat Width | Seat Depth |
|-----------------------|-------------|------------|------------|
| 500                   | 630 to 830  | 490        | 465        |



### Ventilated Black Mesh with Padded Lumbar Support

Provides breathable cooling comfort for long working hours and encourages great posture

### 4 Adjustable Features

Including seat height, seat tilt, back tilt, and a height adjustable padded lumbar support

### 3 Lever Heavy Duty Mechanism

Providing fully ergonomic support for multiple types of users

### Certified to AFRDI 142

135kg single shift - static load tested to 410kg

### Optional Adjustable Arms

Height adjustable arms with soft touch arm pad, ensuring forearms are supported in the best ergonomic position

### Locally Made Moulded Foam

To ensure comfort and durability with antimicrobial and antibacterial properties

### Adjustable Black Steel Foot-Ring

For lower leg support

# Team Sync

## Dimensions (mm)

| Overall Height | Overall Width | Overall Depth |
|----------------|---------------|---------------|
| 920 to 1030    | 700           | 700           |

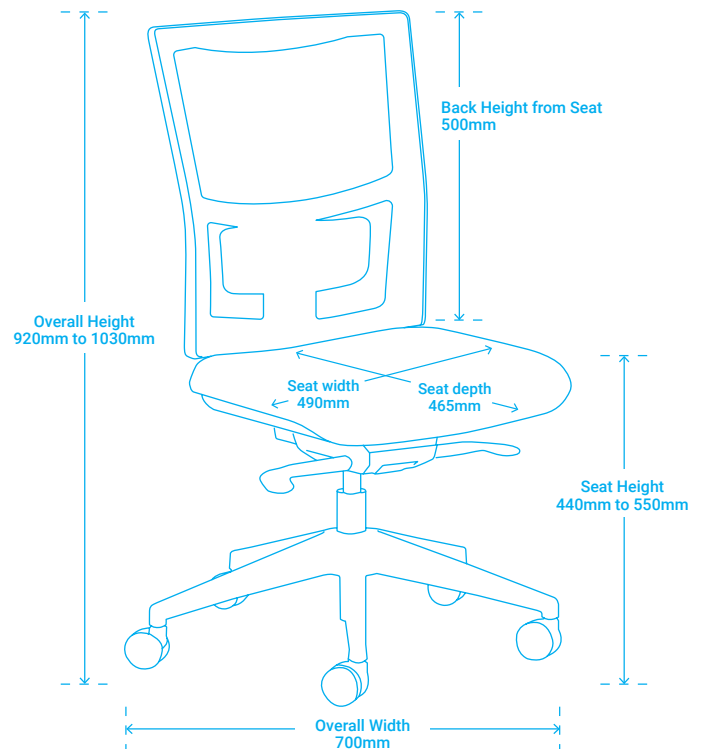
| Back Height from Seat | Seat Height | Seat Width | Seat Depth |
|-----------------------|-------------|------------|------------|
| 500                   | 440 to 550  | 490        | 465        |



**FSC**



**135 kg**



### Ventilated Black Mesh with Padded Lumbar Support

Provides breathable cooling comfort for long working hours and encourages great posture

### Perfect Seating Position

4 point lock tension, seat height adjustability and adjustable padded lumbar support

### Self-Weighted Synchronised Mechanism with Built-In Seat Slide

Automatically adjusts to the user's weight for effortless comfort and support

### Certified to AFRDI 142

135kg single shift - static load tested to 410kg

### Optional Adjustable Arms

Height adjustable arms with soft touch arm pad, ensuring forearms are supported in the best ergonomic position

### Locally Made Moulded Foam

To ensure comfort and durability with antimicrobial and antibacterial properties

### Versatile

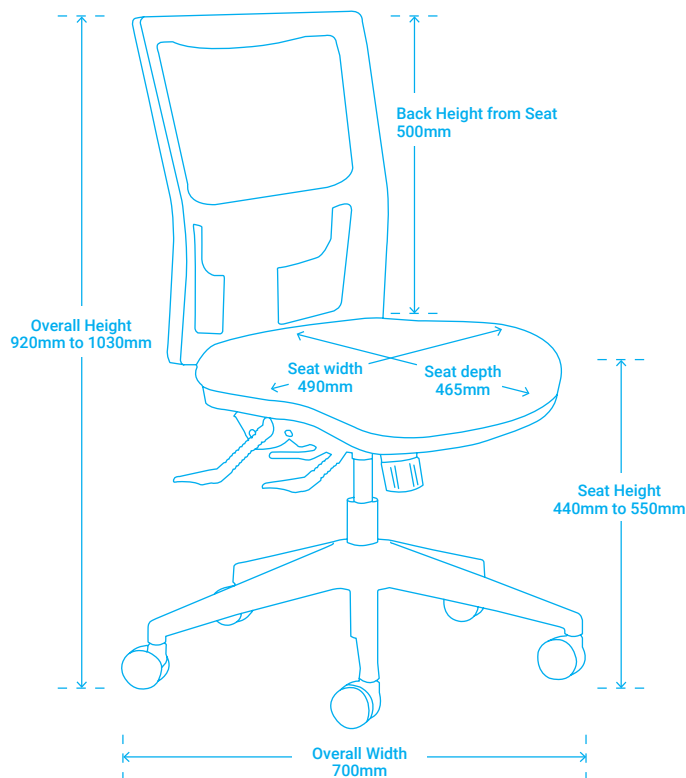
Suited for commercial office or domestic use

# Team Air Seat Slide

## Dimensions (mm)

| Overall Height | Overall Width | Overall Depth | Seat Slide Range |
|----------------|---------------|---------------|------------------|
| 920 to 1030    | 700           | 700           | 50               |

| Back Height from Seat | Seat Height | Seat Width | Seat Depth |
|-----------------------|-------------|------------|------------|
| 500                   | 440 to 550  | 490        | 465        |



**FSC**



WARRANTY

135 kg

MAX USER



ANY FABRIC

### Ventilated Black Mesh with Padded Lumbar Support

Provides breathable cooling comfort for long working hours and encourages great posture

### Designed for Bodies of All Sizes

5'2" to 6'4" up to 140kg

### Optional Adjustable Arms

Height adjustable arms with soft touch arm pad, ensuring forearms are supported in the best ergonomic position

### Locally Made Moulded Foam

Comfortable and long-lasting seat foam made by Chair Solutions

### 5 Adjustable Features

Including seat height, tilt and depth, back tilt, height adjustable padded lumbar support

### Super Heavy Duty Components

Built for strength and durability





New Zealand's Best Value Chairs



CSXpress is ChairSolutions quick ship delivery program. With CSXpress you can experience affordability without compromising on quality.

## CSXpress Team Air 135

Dimensions (mm)

| Overall Height | Overall Width | Overall Depth |
|----------------|---------------|---------------|
| 920 to 1030    | 700           | 700           |

| Back Height from Seat | Seat Height | Seat Width | Seat Depth |
|-----------------------|-------------|------------|------------|
| 500                   | 440 to 550  | 490        | 465        |



FSC



WARRANTY MAX USER

135 kg



## CSXpress Team Air 160

Dimensions (mm)

| Overall Height | Overall Width | Overall Depth |
|----------------|---------------|---------------|
| 960 to 1080    | 700           | 700           |

| Back Height from Seat | Seat Height | Seat Width | Seat Depth |
|-----------------------|-------------|------------|------------|
| 500                   | 460 to 580  | 520        | 490        |



FSC



WARRANTY MAX USER ANY FABRIC

160 kg



\* Orders placed before 12pm, guarantee same day dispatch. Delivery is 1-2 days North Island and 2-3 days South Island. Includes residential delivery.



# ChairSolutions



## **CS NSW**

(+61) 02 9624 1733

1/21 Foundry Road, Seven Hills, NSW 2147

[salesnsw@chairsolutions.com.au](mailto:salesnsw@chairsolutions.com.au)

## **CS QLD**

(+61) 07 3267 6233

57 Raubers Road, Northgate, QLD 4013

[sales@chairsolutions.com.au](mailto:sales@chairsolutions.com.au)

## **CS VIC**

(+61) 03 9357 5765

38-42 Merola Way, Campbellfield, VIC 3061

[salesvic@chairsolutions.com.au](mailto:salesvic@chairsolutions.com.au)

## **CS WA**

(+61) 08 9456 3322

17 Tulloch Way, Canning Vale, WA 6155

[saleswa@chairsolutions.com.au](mailto:saleswa@chairsolutions.com.au)

## **CS NZ**

(+64) 04 567 3100

1/77 Port Road, Seaview, Lower Hutt 5010

[sales@chairsolutions.co.nz](mailto:sales@chairsolutions.co.nz)